



Disruption Fund Master

Capturing the full innovation cycle

August
2022

Disruption Fund Master is a **multi-cap fund** investing in global equities focusing on **high growth disruptive businesses** in technology, healthcare, energy, mobility and consumer sectors.

Our **unique VC-derived** approach identifies disruption themes early, with a focus on **tipping points in adoption and growth acceleration**.

Disruption Fund Master is actively managed with a priority for speed and nimbleness, and mindful of volatility. The fund targets a **20% compound return, long-only, unlevered, with a five-year horizon**.

COMMENTS FROM THE PORTFOLIO MANAGER

Got gas? Back to school shopping is on, with solar panels, gas storage tanks and wall mounted batteries all the rage. Classic cyclical tightening, new paradigm, war economy, climate drama. Needless to say, markets are lost. September always brings a seasonal reckoning, a reality check with the economy and its forecasters, but this year's gas crisis is verging on the systemic "Lehman moment". European utilities are facing a \$1.5 trillion margin call on electric power derivatives. It's fair to be nervous. And we are. But innovation thrives on crisis, and despite the volatility, our fund is structured to capture this value. In 1973, following OPEC's first oil embargo, with oil prices up 3x in a few weeks, Exxon engineers developed the first industrial scale polysilicon solar panels. In 1980, with oil up 6x from 1973, ARCO shipped the first 1MW of panels. So just like the pandemic crisis of 2020 accelerated digital adoption, genetic medicine and EVs, we reiterate our view that the energy crisis of 2022 is a catalyst for an accelerated energy revolution. Energy conservation and decarbonization requires the combination of old and new, fossil and renewable, with breakthrough grid storage and complex load balancing software and equipment. Today's capital cycle of innovation is far shorter and more efficient than in the 1970s and 1980s. It took Elon Musk 5 years to move Tesla production from 1,000 cars to 100k units; 4 more years to reach 1m units (2021), and only 16 more months more to hit 2m (2022 target). In 2020, it took 8 months to bring a Covid vaccine from the lab to the pharmacy. Following passage of the Inflation Reduction Act in July, consensus estimates for the US residential solar installations rose from a 15% to 20% CAGR to 2030. Clean Tech has been our largest sector allocation since January at 40%, and within it energy technologies and mobility solutions add up to near 30%, the balance being commodity related—uranium and lithium. Our top sector holdings are Enphase Energy and Solar Edge, both leaders in AC/DC micro-inverters for solar panels, as well as a Tesla competitors in wall mounted residential and office battery packs; both companies also sell load balancing software, as do Stem, for large buildings, and Alfen for EV charging stations, both of which we hold as well. Finally, we are looking at small modular nuclear reactors (SMR) for 70MW mini power stations priced in the \$275m range, scalable to up to 12 for near 1GW power plants, with delivery schedules in the 2-3 years. In traditional energy, we hold three enablers: Schlumberger, now both a fossil fuel enabler and a global leader in hydrogen electrolyzers; Chart Industries, world leader in cryogenic liquefaction compressors for both LNG and hydrogen; and Core Labs, a reservoir description and optimization software company key to boosting yields at old oil & gas wells. Whatever the Ukrainian outcome, Russian sanctions are likely to last, keeping natural gas prices high. And while China continues to pursue a restrictive Covid policy and the US sells down its strategic petroleum reserve, it's probable that high energy prices are lower than they should be.

This month the DF Master fund dropped -3.18%, while Nasdaq 100 dropped -5.22% in USD and -3.87% in EUR, and MSCI World lost -2.84%. Top contributors were Snowflake and Stem, both on blow-out quarterly results, and uranium miner Cameco on nuclear power announcements in Germany and Japan. The poor performers were Solar Edge, suffering from supply chain inflation; Bumble on a pullback in consumer app space; and CRISPR Tech in biotech, as the sector most sensitive to the back up in 10 year yields.

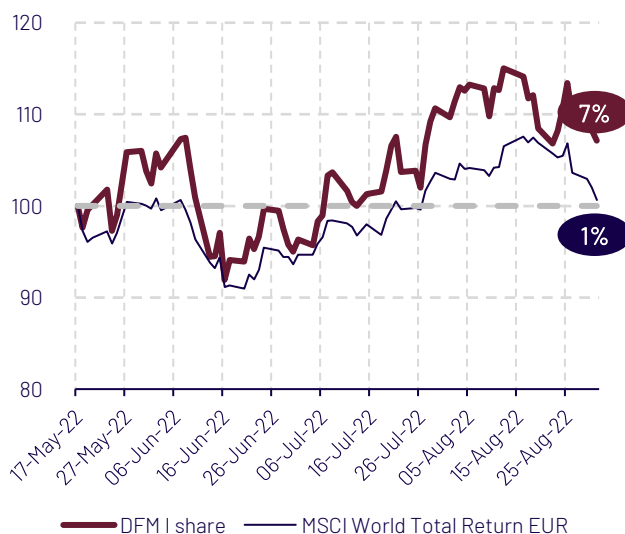
Data as of August 31st, 2022

Performance data shown represents past performance and is no guarantee of, and not necessarily indicative of, future results. Performance target is based on market assumptions taken by the fund management company and under no circumstances constitute a promise of return or performance. The risks, fees and recommended investment period for Disruption Fund Master are detailed in the KIIDs (key investor information documents) and prospectus available on www.quadrillecapital.com. The KIID must be made available to the investor prior to subscription.

PERFORMANCE

	Since Inception*	Month August
Disruption Fund Master (I)	+7.13%	(3.18%)
MSCI World TR EUR	+0.67%	(2.84%)

Disruption Fund Master performance since May 17th, 2022*



TOP 20 HOLDINGS**

Enphase Energy Inc	5.54%	Adyen NV	3.39%
Crowdstrike Holdings Inc	4.40%	CRISPR Therapeutics AG	3.38%
KLA Corp	4.00%	Palo Alto Networks Inc	3.24%
Cameco Corp.	3.96%	Datadog Inc	3.05%
Airbnb Inc	3.85%	Intellia Therapeutics Inc	2.91%
Quimica y Minera de Chile SA	3.80%	ASML Holding NV	2.91%
Schlumberger Ltd	3.76%	BioNTech SE ADR	2.88%
SolarEdge Technologies Inc.	3.74%	Alphabet Inc	2.84%
Snowflake Inc	3.51%	Wise plc	2.74%
Alfen Beheer BV	3.44%	Splunk Inc	2.72%

*Disruption Fund Master performance since May 17th, 2022.

**As % of NAV.



FUND CHARACTERISTICS

About the fund

Headquarters	Paris
Fund manager	Quadrille Capital SAS
Legal structure	FCP UCITS - Master

Practical Information

Currency	EUR
ISIN code - I share	FR0014007W31
Ref. index	MSCI World Total Return EUR
Valuation frequency	Daily
Cut off time	10am (D-1 valuation day)

Investor Information

Recommended investment period	5 years
Minimum investment	€1,000,000

PORTFOLIO MANAGER



Jean-Edwin Rhea

- 20-year experience of equity capital markets in tech and healthcare
- MBA from HEC Paris and Columbia University and BA in Anthropology from Princeton University

FEES AND EXPENSES - I SHARE

Max. subscription/redemption fees	0%
Management fees	1.5%
Performance fees	0%

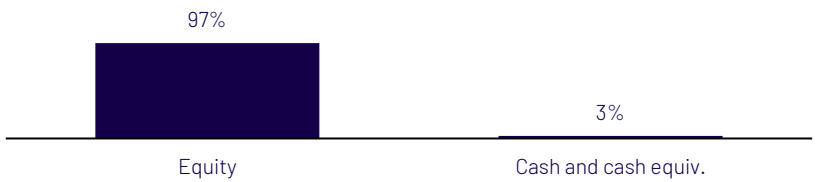
RISK AND REWARD PROFILE

Lower risk Higher risk
Typically lower rewards Typically higher rewards

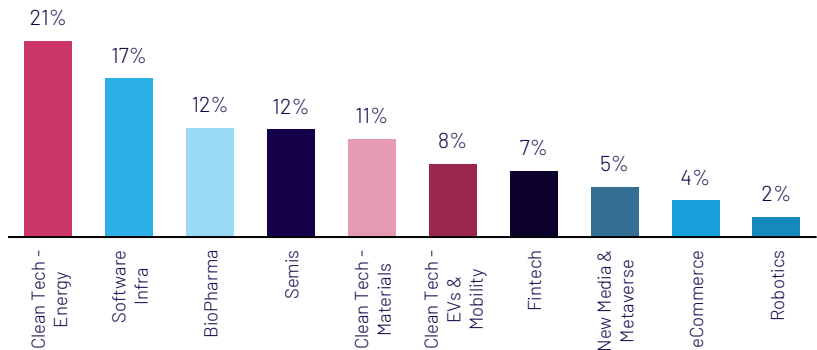


The Fund is ranked 6 on the synthetic risk and reward indicator scale, which is based on the Fund's allocation to equity markets. The risk category shown is not guaranteed and may shift over time.

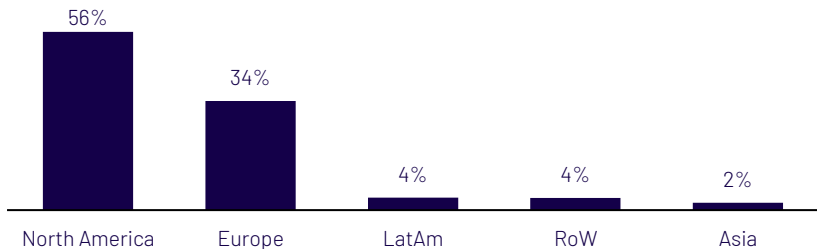
ASSET ALLOCATION



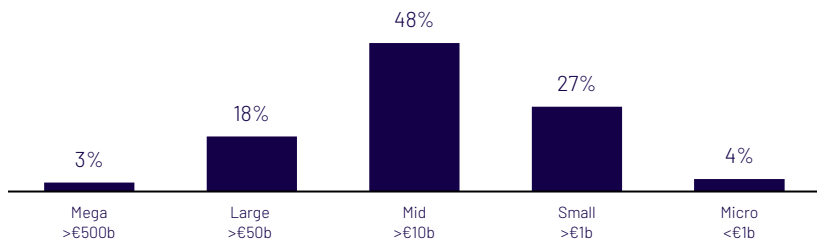
SECTOR ALLOCATION*



GEOGRAPHIC ALLOCATION*



CAPITALISATION ALLOCATION*



RISK MEASURES

Period: 17/05/2022 - 31/08/2022

Sharpe Ratio	0.54
Max Drawdown	(14.4%)
Annualized Volatility	37.1%

*As % of equity holdings.

Data as of August 31st, 2022

Performance data shown represents past performance and is no guarantee of, and not necessarily indicative of, future results. Performance target is based on market assumptions taken by the fund management company and under no circumstances constitute a promise of return or performance. The risks, fees and recommended investment period for Disruption Fund Master are detailed in the KIIDs (key investor information documents) and prospectus available on www.quadrillecapital.com. The KIID must be made available to the investor prior to subscription.